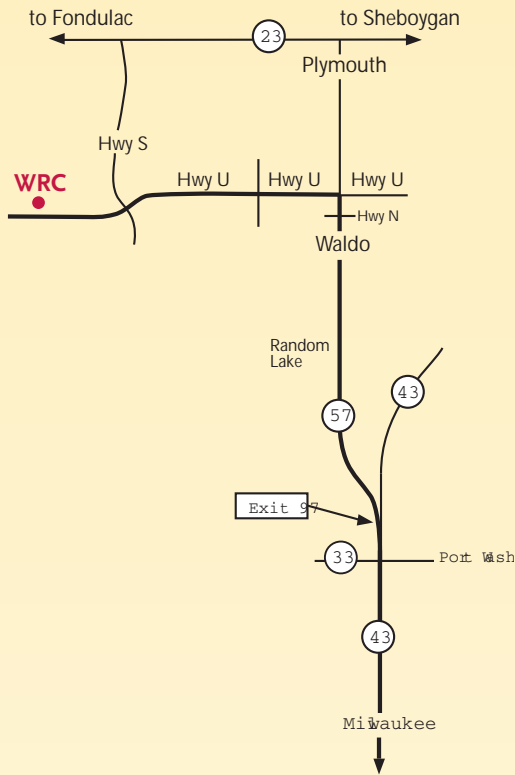




Although WRC is a Shambhala-Buddhist retreat center, it is available to other individuals and groups. Overflow accommodations for larger groups are arranged through our neighbors at Bright Dawn Retreat Center.



**W7110 County Highway U  
Plymouth, WI 53073**

from WRC to:

Milwaukee	56 miles
Chicago	146 miles
Madison	94 miles



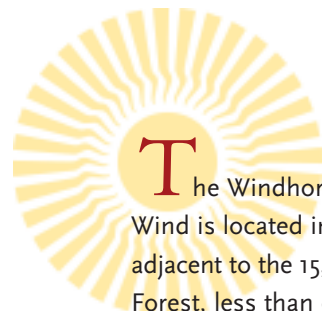
For information and bookings,  
please call Alan or Susan at  
414-962-1942, or e-mail:  
[retreats@windhorseretreat.org](mailto:retreats@windhorseretreat.org)



# WINDHORSE RETREAT CENTER




[www.windhorseretreat.org](http://www.windhorseretreat.org)



**T**he Windhorse Retreat Center at High Wind is located in a beautiful glacial area, adjacent to the 15,000 acre Kettle Moraine State Forest, less than one hour North of Milwaukee, Wisconsin.

Built in the 1970s as a state-of-the-art passive solar house, it is now home to WRC, a retreat center affiliated with Shambhala International. It is open year-round, and is fully equipped for group and individual retreats.

The building has two separate spaces, which allow two events or retreats to go on simultaneously. WRC-East has 3 bedrooms, a futon couch, a bath, and a full kitchen;



WRC-West has 3 bedrooms, a galley kitchen and two half-bathrooms. The high ceilings and many windows provide a bright and airy atmosphere in the main meditation room which seats up to 15 people. The entire dwelling was designed and built with many ecological considerations, keeping it cooler in the summer and warmer in winter.

Because of WRC's prior affiliation with High Wind, its users are invited to utilize High Wind's land and hiking/cross-country ski trails that lead directly into the Kettle Moraine State Forest.



### RETREAT RATES

AS OF NOVEMBER 2005

Individual Retreats	Group Retreat (3-6 people)	Group Retreat (7-11 people)	Staffed Programs per person/night (Includes meals)	1/2 Day Rate
<b>WRC EAST</b> \$50/night \$90/weekend \$280/week  <b>WRC WEST</b> \$35/night \$65/weekend \$195/week	full use of <b>WRC EAST</b> \$40/night per person or \$180/night maximum	full use of <b>WRC EAST &amp; WEST</b> \$35/night per person or \$300/night maximum	private bedroom \$50  shared bedroom \$40  couch/floor space \$30	\$20

